

Enhancement Packs

LUX PACK

Only available on V-Line S

8" Zenec touch screen dashboard head unit (featuring Western European motorhome specific satellite navigation, digital radio with integrated DAB+ tuner, Bluetooth hands free system with integrated microphone and selectable rear camera when driving forwards).

Colour reversing camera

Wind-out awning

Fly screen to sliding entrance

Cab carpets and electric step

100w solar panel and regulator

V-LINE SPORT

Unique contents

Fully sealed rear panel with boot, incorporating levelling blocks and tripod table base

Luxury U-shaped rear lounge with wrap around upper locker storage

Flush fit side windows

External shower point

Gas barbecue point

Exclusive soft furnishing scheme

For the latest price and option lists visit www.auto-trail.co.uk

My AUTO TRAIL

A personalised online management and control portal to check the status and settings of your vehicle. Includes additional tracking feature, Auto-Trail Connect (see below).

AUTO TRAIL CONNECT

Keep your Auto-Trail safe with a Thatcham CAT 7 approved tracker system on a yearly subscription.

Not available on Expedition

MEDIA PACK

Standard on V-Line SE, Sport and Adventure

8" Zenec touch screen dashboard head unit (featuring Western European motorhome specific satellite navigation, digital radio with integrated DAB+ tuner, Bluetooth hands free system with integrated microphone and selectable rear camera when driving forwards).

21.5" Avtex widescreen Smart television

Colour reversing camera

Steering wheel radio controls

Status television aerial with digital signal finder

External colours

WHITE

EXPEDITION GREY

LANZAROTE GREY

METALLIC BLACK

GRIGIO GREY

ARTENSE GREY

AUTO TRAIL

TOGETHER WE'RE GOING PLACES



WARRANTY

All 2022/2023 Auto-Trail campervans benefit from a **five-year manufacturer backed habitation warranty** for the 'lived-in' area of the vehicle. This covers body construction integrity.

There is a **Fiat warranty** on the chassis which is standard for two years. It also has three years of **camp roadside assist** through the RAC.




CAMPERVAN

Sixteen innovative models in five varied ranges


EXPEDITION

ENTRY LEVEL



The Expedition features three layouts in two lengths, each with a powerful 140bhp engine as standard and engine upgrade* option. As the best value of its kind on the market, the Expedition comes in unique grey exterior paint and boasts a large rear garage in the 68 model with optional slide out bike trays.


- ✓ Exclusive external colour
- ✓ Cab air conditioning
- ✓ Driver and passenger air bags
- ✓ Cruise control with speed limiter functions
- ✓ Two-burner hob, oven and grill
- ✓ 4.7kw Whale gas and electric, 220V chassis mounted heating and hot water system
- ✓ USB charging points
- ✓ Removable bound-edged cab carpets
- ★ Slide out bike trays (68 only, cost option)
- £ Pop-top elevating roof with double bed (67 and 68 only)
- £ Fiat 9-speed automatic gearbox (must be combined with 16" alloy wheels)
- £ Pleated blinds to all cab windows
- £ Double-DIN radio with Apple CarPlay
- £ 16" alloy wheels
- £ Bathroom window in lieu of mushroom roof vent (67 and 68 only)



EXPEDITION 68


V-LINE S

AFFORDABLE LIVING



The V-Line S features four layouts in two lengths, each with a powerful 140bhp engine as standard and engine upgrade* option. It offers affordable living with practical cost add-ons such as the Lux Pack with wind-out awning and flyscreen to sliding entrance door. Choose from six different external colours.


- ✓ Cab air conditioning
- ✓ Driver and passenger air bags
- ✓ Cruise control with speed limiter functions
- ✓ Two-burner hob, oven and grill
- ✓ 4.7kw Whale gas and electric, 220V chassis mounted heating and hot water system
- ★ **Lux Pack (cost option):**
 - 8" Zenec touch screen head unit
 - Colour reversing camera
 - Wind-out awning
 - Fly screen to sliding entrance door
 - Cab carpets and electric step
 - 100w solar panel and regulator
- £ Motorhome wi-fi
- £ Cab Plus (spacious inner cab in lieu of storage area)
- £ Bike rack (holds two bikes, supplied loose)
- £ Choice of six Fiat external colours
- £ Panoview (panoramic skylight above the cab area)
- £ Auto-Trail Connect
- £ Motorhome wi-fi



V-LINE 660 S


V-LINE SE

HIGH SPECIFICATION



The V-Line SE features four layouts in three lengths, each with a powerful 140bhp engine as standard and engine upgrade* option. The range boasts a media pack full of gadgets such as Smart television, reversing camera and radio controls on the steering wheel. The wind-out awning also comes as standard.


- ✓ **Media Pack:**
 - 21.5" Avtex wide screen Smart television
 - 8" Zenec touch screen head unit featuring selectable rear camera when driving forwards
 - Colour reversing camera
 - Steering wheel radio controls
 - Television aerial with digital signal finder
- ✓ Cab Plus (spacious inner cab in lieu of storage area)
- ✓ Stainless steel three burner hob, oven and grill
- ✓ 16" Fiat alloy wheels
- ✓ Choice of six Fiat external colours
- ✓ Removable bound-edged carpets
- ✓ 100w solar panel
- ★ Wind-out awning (standard option)
- £ Panoview (panoramic skylight above the cab area)
- £ Auto-Trail Connect
- £ Motorhome wi-fi



V-LINE 610 SE


V-LINE SPORT

PURE LUXURY



The V-Line Sport features three layouts in two lengths, each with a powerful 140bhp engine as standard and engine upgrade* option. This range comes with a whole host of unique features such as a gas barbecue point and external shower. It is the only range with a fully sealed GRP rear panel and boot space, allowing for a U-shaped lounge.


- ✓ **Media Pack:**
 - 21.5" Avtex wide screen Smart television
 - 8" Zenec touch screen head unit featuring selectable rear camera when driving forwards
 - Colour reversing camera
 - Steering wheel radio controls
 - Television aerial with digital signal finder
- ✓ Tripod table base and levelling blocks
- ✓ U-shaped rear lounge with wrap around upper locker storage
- ✓ Flush fit side windows
- ✓ External shower point
- ✓ Gas barbecue point
- ✓ Exclusive soft furnishings scheme
- ✓ Cab Plus (spacious inner cab in lieu of storage area)
- ✓ 4.7kw Whale gas and electric, 220v chassis mounted heating and hot water system
- ✓ 16" Fiat alloy wheels
- ✓ Choice of six Fiat external colours
- ✓ Pleated blinds to all cab windows
- ★ Fully sealed GRP rear panel and boot space
- £ Panoview (panoramic skylight above the cab area)
- £ Motorhome wi-fi
- £ Auto-Trail Connect



V-LINE 635 SPORT


ADVENTURE

FAMILY FRIENDLY



The Adventure features two layouts in two lengths, each with a powerful 140bhp engine as standard and engine upgrade* option. This range is perfect for the family, coming with four belts, an additional double bed within the pop-top roof and wind-out exterior awning as standard. Bike racks are available as a cost option.

- ✓ **Media Pack:**
 - 21.5" Avtex wide screen Smart television
 - 8" Zenec touch screen head unit featuring selectable rear camera when driving forwards
 - Colour reversing camera
 - Steering wheel radio controls
 - Television aerial with digital signal finder
- ✓ Cab Plus (spacious inner cab in lieu of storage area)
- ✓ 4.7kw Whale gas and electric, 220v chassis mounted heating and hot water system
- ✓ 16" Fiat alloy wheels
- ✓ Choice of six Fiat external colours
- ✓ Removable bound-edged carpets
- ✓ Pleated blinds to all cab windows
- ✓ 60w solar panel on 55 and 100w solar panel on 65
- ✓ Wind-out exterior awning
- ★ Pop-top elevating roof with double bed (standard option)
- £ Bike racks (holds two bikes, supplied loose)
- £ Motorhome wi-fi
- £ Auto-Trail Connect



ADVENTURE 65

*All campervans can be upgraded at cost to 180bhp (must be combined with 9-speed automatic transmission)

EXPEDITION

FIAT DUCATO | 140bhp STANDARD ENGINE SIZE

66	<div><div>SLEEPS 2</div><div>Length 5.99m (19'7")</div></div>		<div><div>✓</div> UNIQUE EXTERIOR COLOUR</div> <div><div>£</div> 9-SPEED AUTOMATIC GEARBOX</div> <div><div>£</div> PLEATED BLINDS TO CAB WINDOWS</div>	<div><div>2</div> seatbelts</div> <div>3500 KG</div>
67	<div><div>SLEEPS 2 (4 OPTIONAL)</div><div>Length 5.99m (19'7")</div></div>		<div><div>✓</div> UNIQUE EXTERIOR COLOUR</div> <div><div>£</div> 9-SPEED AUTOMATIC GEARBOX</div> <div><div>£</div> ELEVATING ROOF</div>	<div><div>4</div> seatbelts</div> <div>3500 KG</div>
68	<div><div>SLEEPS 2 (4 OPTIONAL)</div><div>Length 6.36m (20'10")</div></div>		<div><div>✓</div> UNIQUE EXTERIOR COLOUR</div> <div><div>£</div> 9-SPEED AUTOMATIC GEARBOX</div> <div><div>£</div> ELEVATING ROOF</div>	<div><div>4</div> seatbelts</div> <div>3500 KG</div>

V-LINE SPORT

FIAT DUCATO | 140bhp STANDARD ENGINE SIZE

610 Sport	<div><div>SLEEPS 2</div><div>Length 5.99m (19'7")</div></div>		<div><div>✓</div> CAB-PLUS</div> <div><div>£</div> MOTORHOME WI-FI</div> <div><div>£</div> PANOVIEW</div>	<div><div>2</div> seatbelts</div> <div>3500 KG</div>
635 Sport	<div><div>SLEEPS 2</div><div>Length 6.36m (20'10")</div></div>		<div><div>✓</div> CAB-PLUS</div> <div><div>£</div> MOTORHOME WI-FI</div> <div><div>£</div> PANOVIEW</div>	<div><div>2</div> seatbelts</div> <div>3500 KG</div>
636 Sport	<div><div>SLEEPS 2</div><div>Length 6.36m (20'10")</div></div>		<div><div>✓</div> CAB-PLUS</div> <div><div>£</div> MOTORHOME WI-FI</div> <div><div>£</div> PANOVIEW</div>	<div><div>4</div> seatbelts</div> <div>3500 KG</div>

V-LINE S

FIAT DUCATO | 140bhp STANDARD ENGINE SIZE

660 S	<div><div>SLEEPS 2</div><div>Length 5.99m (19'7")</div></div>		<div><div>£</div> BIKE RACK FOR TWO</div> <div><div>£</div> MOTORHOME WI-FI</div> <div><div>£</div> CAB-PLUS</div> <div><div>£</div> PANOVIEW</div>	<div><div>2</div> seatbelts</div> <div>3500 KG</div>
669 S	<div><div>SLEEPS 4</div><div>Length 5.99m (19'7")</div></div>		<div><div>£</div> BIKE RACK FOR TWO</div> <div><div>£</div> MOTORHOME WI-FI</div> <div><div>£</div> CAB-PLUS</div> <div><div>£</div> PANOVIEW</div>	<div><div>4</div> seatbelts</div> <div>3500 KG</div>
670 S	<div><div>SLEEPS 2</div><div>Length 5.99m (19'7")</div></div>		<div><div>£</div> BIKE RACK FOR TWO</div> <div><div>£</div> MOTORHOME WI-FI</div> <div><div>£</div> CAB-PLUS</div> <div><div>£</div> PANOVIEW</div>	<div><div>4</div> seatbelts</div> <div>3500 KG</div>
680 S	<div><div>SLEEPS 2</div><div>Length 6.36m (20'10")</div></div>		<div><div>£</div> BIKE RACK FOR TWO</div> <div><div>£</div> MOTORHOME WI-FI</div> <div><div>£</div> CAB-PLUS</div> <div><div>£</div> PANOVIEW</div>	<div><div>4</div> seatbelts</div> <div>3500 KG</div>

ADVENTURE

FIAT DUCATO | 140bhp STANDARD ENGINE SIZE

55	<div><div>SLEEPS 4</div><div>Length 5.99m (19'7")</div></div>		<div><div>✓</div> CAB-PLUS</div> <div><div>✓</div> ELEVATING ROOF</div> <div><div>£</div> BIKE RACK FOR TWO</div> <div><div>£</div> MOTORHOME WI-FI</div>	<div><div>4</div> seatbelts</div> <div>3500 KG</div>
65	<div><div>SLEEPS 4</div><div>Length 6.36m (20'10")</div></div>		<div><div>✓</div> CAB-PLUS</div> <div><div>✓</div> ELEVATING ROOF</div> <div><div>£</div> BIKE RACK FOR TWO</div> <div><div>£</div> MOTORHOME WI-FI</div>	<div><div>4</div> seatbelts</div> <div>3500 KG</div>

V-LINE SE

FIAT DUCATO | 140bhp STANDARD ENGINE SIZE

540 SE	<div><div>SLEEPS 2</div><div>Length 5.41m (17'9")</div></div>		<div><div>✓</div> CAB-PLUS</div> <div><div>£</div> BIKE RACK FOR TWO</div> <div><div>£</div> MOTORHOME WI-FI</div> <div><div>£</div> PANOVIEW</div>	<div><div>2</div> seatbelts</div> <div>3500 KG</div>
610 SE	<div><div>SLEEPS 2</div><div>Length 5.99m (19'7")</div></div>		<div><div>✓</div> CAB-PLUS</div> <div><div>£</div> BIKE RACK FOR TWO</div> <div><div>£</div> MOTORHOME WI-FI</div> <div><div>£</div> PANOVIEW</div>	<div><div>2</div> seatbelts</div> <div>3500 KG</div>
635 SE	<div><div>SLEEPS 2</div><div>Length 6.36m (20'10")</div></div>		<div><div>✓</div> CAB-PLUS</div> <div><div>£</div> BIKE RACK FOR TWO</div> <div><div>£</div> MOTORHOME WI-FI</div> <div><div>£</div> PANOVIEW</div>	<div><div>2</div> seatbelts</div> <div>3500 KG</div>
636 SE	<div><div>SLEEPS 2</div><div>Length 6.36m (20'10")</div></div>		<div><div>✓</div> CAB-PLUS</div> <div><div>£</div> BIKE RACK FOR TWO</div> <div><div>£</div> MOTORHOME WI-FI</div> <div><div>£</div> PANOVIEW</div>	<div><div>4</div> seatbelts</div> <div>3500 KG</div>

CAB OPTIONS

	<p>CAB-PLUS</p> <p>Standard on V-Line SE, V-Line Sport and Adventure. Cost option for V-Line S.</p> <p>Cab-Plus increases the cab headroom through an integrated curved ceiling. It features three internal pockets, ideal for storing essential items.</p> <p><i>Not available on Expedition.</i></p>
	<p>PANOVIEW</p> <p>Cost option on V-Line S, V-Line SE and V-Line Sport.</p> <p>Panoview incorporates a large panoramic roof skylight, allowing natural sunlight to enter the cab.</p> <p><i>Not available on Expedition and Adventure.</i></p>

UPHOLSTERY

 EXPEDITION ETTA	 V-LINE S VIXEN	 V-LINE SE VIOLET
 V-LINE SPORT VENUS	 ADVENTURE ALISA	